


10-Minute Duct Tape Projects: Easy Solutions for Everyday Life



10-Minute Duct Tape Projects (10-Minute Makers)

by Sarah L. Schuette

★★★★☆ 4.4 out of 5

Language : English

File size : 9728 KB

Screen Reader : Supported

Print length : 32 pages



Duct tape, that versatile and ubiquitous material, is not just for sealing boxes anymore. Its incredible strength and adhesive properties make it the perfect solution for a wide range of quick fixes and creative projects around the home.

1. Patch a Leaky Hose

If your garden hose has sprung a leak, don't despair. Simply wrap a piece of duct tape around the damaged area, making sure to overlap the edges. The adhesive will create a watertight seal, and you can resume watering in no time.




2. Secure Loose Wires

Loose wires can be unsightly and even hazardous. Use duct tape to bundle them together and keep them out of the way. You can also wrap duct tape around the ends of wires to prevent fraying.



3. Create a Non-Slip Surface

Transform slippery surfaces like stairs or ramps into safe zones by applying duct tape strips. The rough texture of the tape will provide extra grip, reducing the risk of falls.



4. Repair Broken Glasses

If you've accidentally broken a glass, don't throw it away just yet. Use duct tape to hold the pieces together and create a makeshift splint. The tape will provide support while the glass heals.




5. Create a Temporary Handle

If a handle on a tool or appliance breaks off, don't let it ruin your day. Wrap duct tape around the broken end and create a temporary handle that will get the job done.



6. Make a Cord Organizer

Tidy up your cords and keep them organized by wrapping duct tape around a cardboard box or piece of wood. Cut slots in the tape to insert the cords, and you'll have a convenient cord organizer that keeps your workspace clutter-free.




7. Craft a Phone Case

Protect your phone from scratches and bumps with a custom duct tape case. Wrap duct tape around the edges of your phone, creating a protective layer that adds a touch of personality.



8. Repair a Torn Book

Don't let a torn book ruin your reading experience. Use duct tape to reinforce the spine and mend the torn pages. The tape will provide extra strength and durability, extending the life of your book.



9. Make a Waterproof Bag

Create a waterproof bag for your essentials by wrapping duct tape around the outside of a plastic bag. The tape will seal the bag, protecting its contents from moisture and dirt.




10. Create a Tent Repair Kit

Be prepared for any camping emergencies with a duct tape tent repair kit. Store a roll of duct tape in a small container and toss it in your backpack. It can be used to patch holes in your tent, repair broken poles, or secure loose seams.



Duct tape is an indispensable tool that can solve a myriad of problems in any household. These 10-minute projects showcase its versatility and practicality. Whether you're repairing everyday items or creating unique crafts, duct tape is the perfect solution for those quick fixes and creative endeavors.



10-Minute Duct Tape Projects (10-Minute Makers)

by Sarah L. Schuette

★★★★☆ 4.4 out of 5

Language : English

File size : 9728 KB


Screen Reader : Supported

Print length : 32 pages



The Complete Beagle Dog Beginners Guide: Beagle Facts, Caring, Health, and Exercises

Beagles are a popular breed of dog known for their friendly and affectionate personalities. They are also known for their distinctive baying...



The Origins and Evolution of No Child Left Behind: American Institutions and Education Reform

The No Child Left Behind Act (NCLB) was a major piece of legislation enacted in 2002 that has had a significant impact on American education. The law was...